

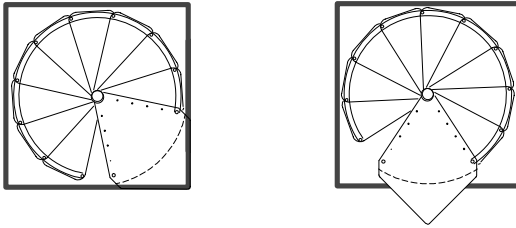
CONFIGURATIONS GAMIA METAL

SIZE AND MINIMUM DIMENSIONS OF THE OPENING ON THE CEILING

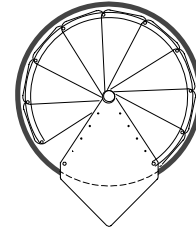
CEILING OPENING DIAMETER: staircase diameter + 5 cm.

UNIVERSAL LANDING WITH 60° OPENING: adaptable to any opening during installation and fixed at the same level as the finished upper floor.

SQUARE OPENING

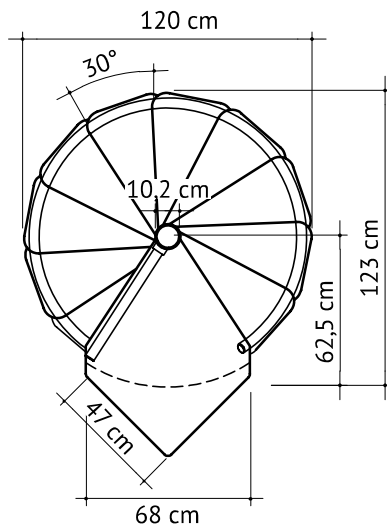


ROUND OPENING

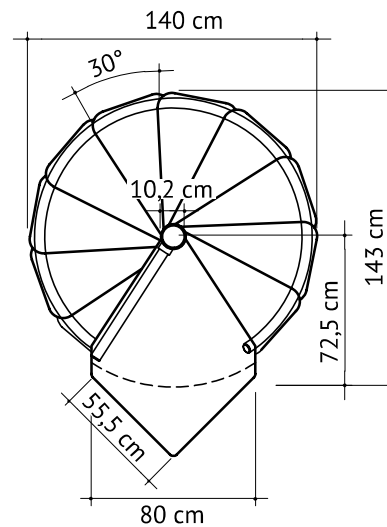


SIZE AND MEASUREMENTS OF THE STAIRCASE

Diameter 120 cm

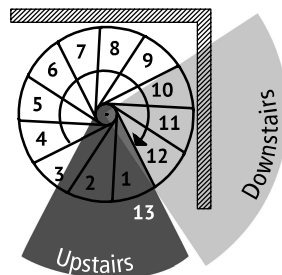


Diameter 140 cm

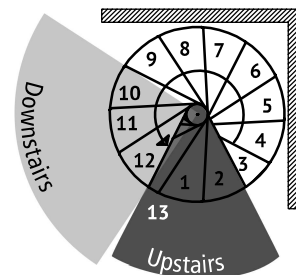


VERIFICATION SCHEME ENTRANCE AREA AND EXIT AREA COMPARED TO THE POSITION OF THE WALLS

NOT RIGHT



RIGHT

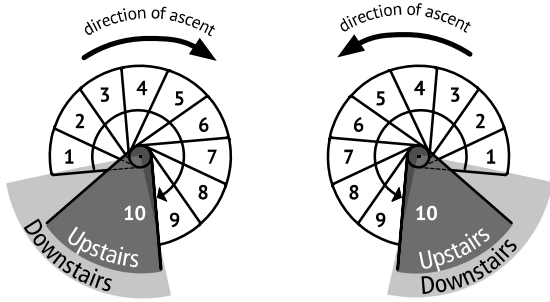


If the first step from the bottom is not accessible, try, if possible, to move the arrival point, to reverse the direction of ascent or to add or remove steps.

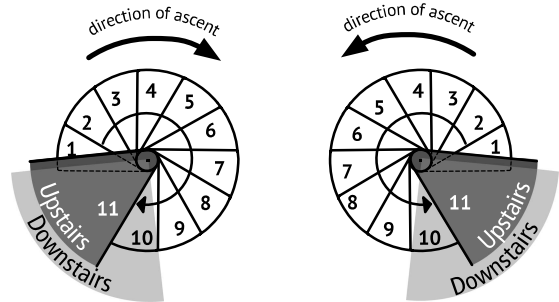
POSSIBLE CONFIGURATIONS OF THE STAIRCASE

Through the following configurations it is possible to determine the direction of ascent, the access to the staircase from the lower and upper floors based on the number of steps.

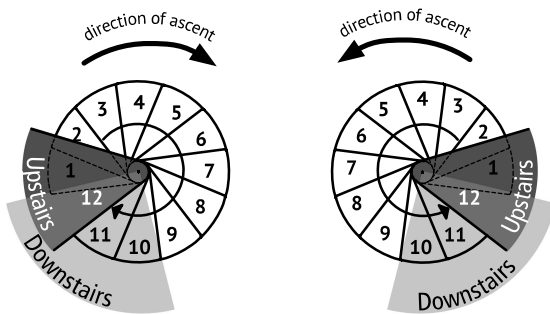
10 STEPS landing included (10 RISES)
Height between floors: Min. 210 cm - Max. 230 cm



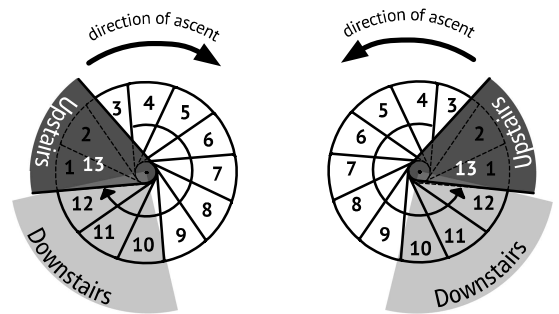
11 STEPS landing included (11 RISES)
Height between floors: Min. 231 cm - Max. 253 cm



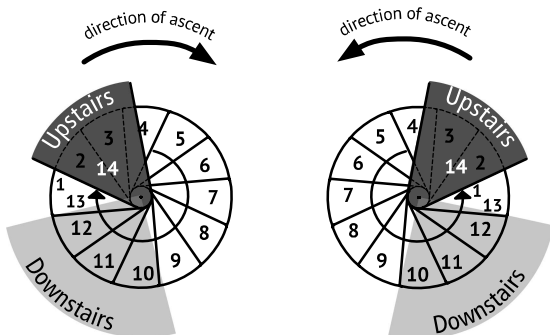
12 STEPS landing included (12 RISES)
Height between floors: Min. 252 cm - Max. 276 cm



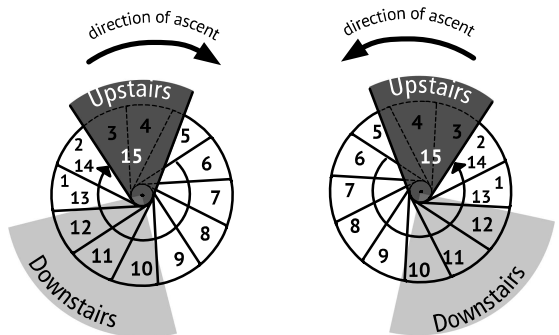
13 STEPS landing included (13 RISES)
Height between floors: Min. 273 cm - Max. 299 cm



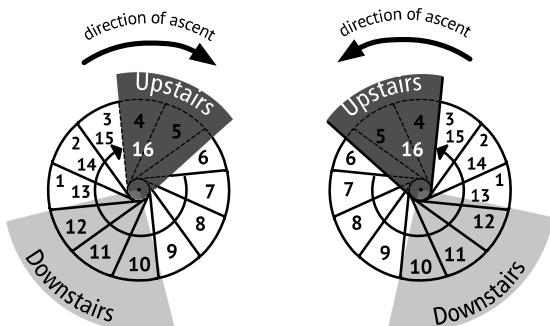
14 STEPS landing included (14 RISES)
Height between floors: Min. 294 cm - Max. 322 cm



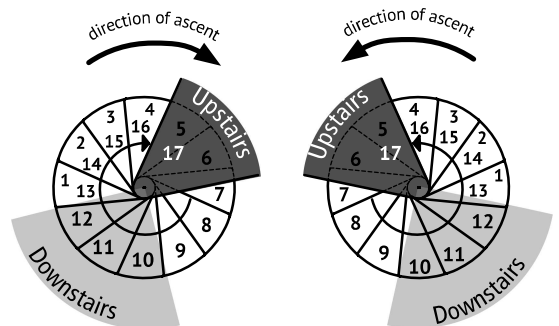
15 STEPS landing included (15 RISES)
Height between floors: Min. 315 cm - Max. 345 cm



16 STEPS landing included (16 RISES)
Height between floors: Min. 336 cm - Max. 368 cm



17 STEPS landing included (17 RISES)
Height between floors: Min. 357 cm - Max. 391 cm



Add more steps to reach greater heights.